



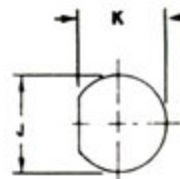
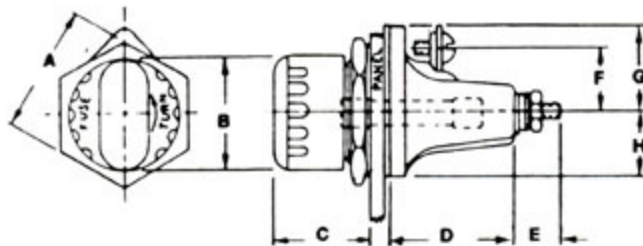
PANEL MOUNTED BLOWN FUSE INDICATING FUSEHOLDER (SINGLE POLE)

MODEL 5200
SINGLE POLE
FOR USE WITH
1/4" x 1 1/4" FUSES

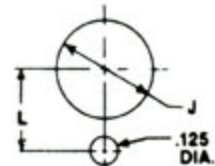


FEATURES - MODEL 5200 FUSEHOLDER

- A. FITS STANDARD KNOCKOUTS
- B. AVAILABLE WITH OPTIONAL ANTI-ROTATIONAL ADAPTER WASHER
- C. UL COMPONENT RECOGNIZED
- D. MEETS OR SURPASSES NEMA ENVIRONMENTAL REQUIREMENTS
- E. PROVIDES BLOWN FUSE INDICATION ON THE PANEL FRONT



Mounting with optional adapter washer. Specify when ordering.



DIMENSIONS

A	B	C	D	E	F	G	H	J	K	L
1.12	1.0	.94	1.09	.44	.56	.718	.562	.875	.816 ± .005/-.000	.625

SPECIFICATIONS

ELECTRICAL:

Fuse: 1/4" x 1 1/4", 3AG OR 3AB Style
Current: 30 AMP any voltage up to 250V. AC or DC (see voltage chart)
Dielectric: withstands 1500 volts

MOLDED PARTS:

Body - Black phenolic
Lens - Polycarbonate
90V to 250V, clear
Less than 90V, amber **OR CLEAR**
OPTIONAL

TERMINALS:

Brass, plated, screw type, #6
Withstand 15 inch pounds torque

FUSECLIP:

Beryllium copper, silver plated

MOUNTING HARDWARE:

Gasket: Silicone
Lockwasher: phos. bronze, plated
Mounting Nut: aluminum, anodized
Optional adapter washer: aluminum, anodized

MOUNTING:

Max panel thickness .125"

CERTIFICATIONS:

UL component recognized & ignition Protected
file no's E41903 & E79894

ENCLOSURE:

Watertight from front of panel

TO ORDER:

- Select the voltage range required from the Voltage Chart, suffix it to the basic P/N (Example: 5200-11)
- If optional adapter washer is req'd suffix **ADP** to P/N as outlined in step 1 (Example: 5200-11ADP)

VOLTAGE CHART

-1	12-22V
-2	23-33V
-3	34-45V
-4	46-60V
-5	61-80V
-6	81-90V
-7	2.5-4V
-8	5-7V
-9	8-11V
-10	1-2.4V
-11	90-250V

MODEL 5200 FUSEHOLDER ACCOMMODATES ALL 1/4" x 1 1/4" FUSES INCLUDING:

BUSS: ABC, AGC, MDL, MSL, MDA, MTH, etc.

LITTELFUSE: 311, 312, 313, 326, 314, etc.



FIC CORPORATION
12216 Parklawn Dr.
Rockville, MD 20852