





452/454 Series Fuse






Agency Approvals

AGENCY	AGENCY FILE NUMBER	AMPERE RANGE
	E10480	375mA - 12A
	LR29862	375mA - 12A
	NBK030205-E10480B	1A - 5A

Electrical Characteristics for Series

% of Ampere Rating	Opening Time
100%	4 hours, Minimum
200%	1 sec., Min.; 60 sec., Max.
300%	0.2 sec., Min.; 3 sec., Max
800%	0.02 sec., Min.; 0.1 sec., Max.

Electrical Specifications by Item

Ampere Rating (A)	Amp Code	Max Voltage Rating (V)	Interrupting Rating	Nominal Cold Resistance (Ohms)	Nominal Melting I ² t (A ² sec)	Agency Approvals			
									
0.375	.375	125	50 amperes @ 125 VAC/VDC 300 amperes @ 32 VDC PSE: 100 amperes @ 100 VAC	1.2000	0.101	x	x		
0.500	.500	125		0.7000	0.240	x	x		
0.750	.750	125		0.3600	0.904	x	x		
001.	001.	125		0.2250	1.98	x	x	x	
1.50	01.5	125		0.0930	3.65	x	x	x	
2.00	002.	125		0.0625	8.20	x	x	x	
2.50	02.5	125		0.0450	15.0	x	x	x	
3.00	003.	125		0.0340	20.16	x	x	x	
3.50	03.5	125		0.0224	26.53	x	x	x	
4.00	004.	125		0.0186	34.40	x	x	x	
5.00	005.	125		0.0136	53.72	x	x	x	
7.00	007.	75		50 amperes @ 72 VAC 100 amperes @ 75VDC	0.0105	123.83	x	x	
8	008.	75			0.0088	137.34	x	x	
12	012.	75	0.0061		260.46	x	x		

Notes:
 - I²t calculated at 8ms.
 - Resistance is measured at 10% of rated current, 25°C

Description

The NANO² Slo-Blo® fuse has enhanced inrush withstand characteristics over the NANO² Fast-Acting fuse. The unique time delay feature of this fuse design helps solve the problem of nuisance “opening” by accommodating inrush currents that normally cause a fast-acting fuse to open.

Features

- Time-Lag (Slo-Blo)
- Small size
- Wide range of current rating available (375mA to 12A)
- Wide operating temperature range
- Low temperature de-rating
- RoHS compliant
- Halogen Free

Applications

- Notebook PC
- LCD/PDPTV
- LCD monitor
- LCD/PDP panel
- LCD backlight inverter
- Portable DVD player
- Power supply
- Networking
- PC server
- Cooling fan system
- Storage system
- Telecom system
- Wireless basestation
- White goods
- Game console
- Office Automation equipment
- Battery charging circuit protection
- Industrial equipment
- Medical equipment
- Automotive

Temperature Derating Curve



Note:

- Derating depicted in this curve is in addition to the standard derating of 25% for continuous operation.

Average Time Current Curves



Soldering Parameters

Reflow Condition		Pb – Free assembly
Pre Heat	- Temperature Min ($T_{s(min)}$)	150°C
	- Temperature Max ($T_{s(max)}$)	200°C
	- Time (Min to Max) (t_s)	60 – 120 secs
Average ramp up rate (Liquidus Temp (T_L) to peak)		5°C/second max.
$T_{s(max)}$ to T_L - Ramp-up Rate		5°C/second max.
Reflow	- Temperature (T_L) (Liquidus)	217°C
	- Temperature (t_L)	60 – 90 seconds
Peak Temperature (T_p)		260 ^{+0/-5} °C
Time within 5°C of actual peak Temperature (t_p)		20 – 40 seconds
Ramp-down Rate		5°C/second max.
Time 25°C to peak Temperature (T_p)		8 minutes max.
Do not exceed		260°C
Wave Soldering Parameters		260°C Peak Temperature, 3 seconds max.



Product Characteristics

Materials	Body: Ceramic Terminations: Gold-plated Caps / Sn-dipped Silver Plated Caps (452 Series) Silver-plated Caps (454 Series)
Product Marking	Brand, Ampere Rating
Operating Temperature	-55°C to 125°C
Moisture Sensitivity Level	Level 1, J-STD-020C
Solderability	MIL-STD-202, Method 208
Insulation Resistance (after Opening)	MIL-STD-202, Method 302, Test Condition A (10,000 ohms minimum)

Thermal Shock	MIL-STD-202, Method 107, Test Condition B, 5 cycles, -65°C / +125°C, 15 minutes @ each extreme
Mechanical Shock	MIL-STD-202, Method 213, Test I: Deenergized. 100G's pk amplitude, sawtooth wave 6ms duration, 3 cycles XYZ+xyz = 18 shocks
Vibration	MIL-STD-202, Method 201: 0.03" amplitude, 10-55 Hz in 1 min. 2hrs each XYZ=6hrs
Moisture Resistance	MIL-STD-202, Method 106, 10 cycles
Salt Spray	MIL-STD-202, Method 101, Test Condition B (48hrs)
Resistance to Soldering Heat	MIL-STD-202, Method 210, Test condition B (10 sec at 260°C)

Dimensions



Part Numbering System



Notes:
452 series may be ordered as either "RoHS and HF (Gold Plated Caps)" ("L" suffix) or non-RoHS (no suffix) version.
454 series is available only as "RoHS and HF" version and does not require "L" suffix.
Please do not include "L" suffix within 454 series ordering instructions.

Packaging

Packaging Option	Packaging Specification	Quantity	Quantity & Packaging Code
12mm Tape and Reel	EIA RS-481-1 (IEC 286, part 3)	5000	NR
12mm Tape and Reel	EIA RS-481-1 (IEC 286, part 3)	1000	MR

Additional Information



Datasheet 452 Series



Resources 452 Series



Samples 452 Series



Datasheet 454 Series



Resources 454 Series



Samples 454 Series