



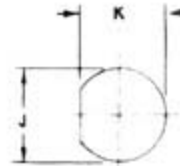
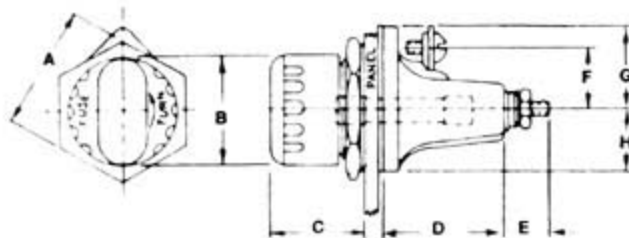
PANEL MOUNTED BLOWN FUSE INDICATING FUSEHOLDER (SINGLE POLE)

MODEL 5600
SINGLE POLE
FOR USE WITH
 $1\frac{3}{32}$ " \times $1\frac{1}{2}$ " FUSES

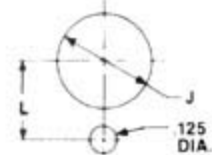


FEATURES - MODEL 5600 FUSEHOLDER

- A. FITS STANDARD KNOCKOUTS
- B. AVAILABLE WITH OPTIONAL ANTI-ROTATIONAL ADAPTER WASHER
- C. UL COMPONENT RECOGNIZED
- D. MEETS OR SURPASSES NEMA ENVIRONMENTAL REQUIREMENTS
- E. PROVIDES BLOWN FUSE INDICATION ON THE PANEL FRONT



Mounting with optional adapter washer. Specify when ordering.



DIMENSIONS

| A | B | C | D | E | F | G | H | J | K | L |
|------|------|------|------|-----|-----|------|------|-------|---------------------------|-----|
| 1.38 | 1.25 | 1.12 | 1.34 | .44 | .69 | .843 | .687 | 1.126 | 1.067 $\frac{.002}{.000}$ | .75 |

SPECIFICATIONS

ELECTRICAL:

Fuse: $1\frac{3}{32}$ " \times $1\frac{1}{2}$ " , 5 AG or Midget Style
Current: 30 AMP any voltage up to 600V. AC or DC (see voltage chart)
Dielectric: withstands 2200 volts

MOLDED PARTS:

Body - Black phenolic
Lens - Polycarbonate
90V & above, clear
Less than 90V, amber **OR CLEAR OPTIONAL**

TERMINALS:

Brass, plated, screw type, #8 side, #10 bottom
Withstand 15 inch pounds torque

FUSECLIP:

Beryllium copper, silver plated

MOUNTING HARDWARE:

Gasket: Silicone
Lockwasher: phos. bronze, plated
Mounting Nut: aluminum, anodized
Optional adapter washer: aluminum, anodized

MOUNTING:

Max panel thickness .125"

CERTIFICATIONS:

UL component recognized & ignition Protected
file no's E41903 & E79894

ENCLOSURE:

Watertight from front of panel

TO ORDER:

- Select the voltage range required from the Voltage Chart, suffix it to the basic P/N (Example: 5600-11)
- If optional adapter washer is req'd suffix **ADP** to P/N as outlined in step 1 (Example: 5600-11ADP)

VOLTAGE CHART

| | |
|-----|---------|
| -1 | 12-22V |
| -2 | 23-33V |
| -3 | 34-45V |
| -4 | 46-60V |
| -5 | 61-80V |
| -6 | 81-90V |
| -7 | 2.5-4V |
| -8 | 5-7V |
| -9 | 8-11V |
| -10 | 1-2.4V |
| -11 | 90-250V |
| -12 | 90-600V |

MODEL 5600 FUSEHOLDER ACCOMMODATES ALL $1\frac{3}{32}$ " \times $1\frac{1}{2}$ " FUSES INCLUDING:

BUSS: BAN, BAF, AGU, FNM, FNO, FWA, FWH, FWX, KAA, KLM, KTK, KAW

GOULD: ATM, A6YT2, A13X

LITTELFUSE: BLF, BLN, FLM, FLO, KLK



FIC CORPORATION
12216 Parklawn Dr.
Rockville, MD 20852

TOLL FREE: 800-638-6594 • IN MD: 301-881-8124 • FAX: 301/881-0530